


# SHELTERS

The latest technology and design in rapid deploying shelters currently fielded with US military forces. UTS expeditionary military shelters benefit from an innovative system of deployment. The rapidly-deployable soft shelter incorporates a unique external folding-frame design and an internal liner system integrated with the outer fabric. The ease and speed with which our shelter systems deploy saves time and simplifies training. The innovative frame design and rope-and-pulley system provides a simple and easy to remember set-up procedure. Shelter setup times range from 5-15 minutes for all TM series shelters.



## USED FOR



MEDICAL FACILITIES



BASECAMPS & BILLETING



CBRN DEFENSE



DECON



COMMAND & CONTROL

## TESTED FOR



WIND



SNOW LOAD



DRIVING RAIN



BLACKOUT



ERECT & STRIKE

## FEATURES & BENEFITS

- **EASE OF DEPLOYMENT:** All of the shelter models are rapid-deploying with average setup times between 10-30 minutes with minimal people and no tools or ladders. The setup procedures are simple and intuitive and require a minimal amount of training. This is all made possible because of the unique rope and pulley system. The systems allow the frame to be setup first allowing the fabric to be hoisted into place below the frame, eliminating the requirement to lift both the frame and fabric simultaneously. Having the frame external to the outer fabric allows for a thermal fly to be installed on top of the frame which creates additional environmental protection.
- **DURABILITY:** All aspects of the shelter are designed to be rugged and durable. The frame is built with robust components that are high strength offering trouble free setup. The fabric components are manufactured using the highest quality products with the most modern fabrication techniques.
- **PROVEN:** UTS shelters meet or exceed all DOD standards for environmental performance. Testing has been successfully completed for snow load, wind load, driving rain, blackout, durability, Sand and Dust and Salt Fog.
- **MISSION READINESS:** Each UTS shelter comes equipped with integral ECU ducting, electrical outlets and remain inside the shelter during takedown and pack out. The optional lighting can also be left integral to the shelter during takedown and pack out.
- **MODULAR:** The shelters come in various sizes that can be interconnected to create larger complexes to meet the mission needs.
- **THERMAL EFFICIENCY:** The shelter has a very energy efficient design with a standard liner and thermal fly. Additional thermal efficiency can be achieved using the optional insulated liners.
- **SUPPORT:** UTS offers free New Equipment Training as well as refresher training and has 24/7 support in the field.

©2023 UTS Systems, LLC

Current as of July 2022. Information subject to change without notice.

UTS Systems, LLC | 6051 North Lee Hwy, Fairfield, VA 24435




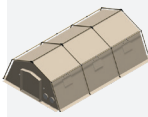
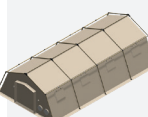

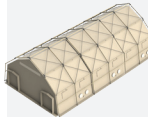
850.226.4301 | sales@uts-systems.com

UTS-Systems.com

# UTS SHELTER SPECIFICATIONS

©2023 UTS Systems, LLC

Current as of July 2022. Information subject to change without notice.

	TYPE	DIMENSIONS	SQUARE FOOTAGE	PACKED DIMENSIONS (LxWxH INCHES)	TOTAL WEIGHT	SETUP TIME	CREW SIZE	NSN ORDERING INFORMATION
	<b>TM18</b>	19'x10'	190'	Tent Fabric: 78 x 30 x 18 Roof Frame: 92 x 20 x 8 Thermal Fly: 35 x 27 x 5	429 lbs	5-7 min.	2 person	2DR: DT-8340-01-583-4250 2DR: OD-8340-01-579-1400 4DR: DT-8340-01-691-9525 4DR: OD-8340-01-691-9978
	<b>TM36</b>	19'x20.4'	388'	Tent Fabric: 76 x 32 x 21 Roof Frame: 92 x 13 x 13 Side Arches: 93 x 16 x 5 Thermal Fly: 36 x 28 x 10	630 lbs	5-7 min.	3 person	2DR: DT-8340-01-583-4010 2DR: OD-8340-01-579-1548 4DR: DT-8340-01-691-9539 4DR: OD-8340-01-689-6003 6DR: DT-8340-01-691-9602 6DR: OD-8340-01-691-9997
	<b>TM36 TALL</b>	21'x20.4'	428'					
	<b>TM54</b>	19'x29'	551'	Tent Fabric: 80 x 34 x 22 Roof Frame: 92 x 13 x 17 Side Arches: 93 x 19 x 5 Thermal Fly: 36 x 31 x 10	788 lbs	5-15 min.	4 person	2DR: DT-8340-01-583-0544 2DR: OD-8340-01-579-1568 6DR: DT-8340-01-583-0544 6DR: OD-8340-01-579-1568
	<b>TM54 TALL</b>	21'x29'	600'	Tent Fabric: 87 x 45 x 21 Roof Frame: 92 x 13 x 17 Side Arches: 93 x 20 x 5 Thermal Fly: 39 x 32 x 11	859 lbs	5-15 min.	4 person	2DR: DT-8340-01-693-8770 2DR: OD-8340-01-693-8780
	<b>TM60</b>	19'x34'	646'	Tent Fabric: 80 x 38 x 22 Roof Frame: 92 x 13 x 22 Side Arches: 93 x 22 x 5 Thermal Fly: 36 x 32 x 10	969 lbs	10-15 min.	5 person	2DR: DT-8340-01-583-0545 2DR: OD-8340-01-579-1528 4DR: DT-8340-01-693-8884 4DR: OD-8340-01-689-5989 6DR: DT-8340-01-691-9617 6DR: OD-8340-01-689-5973
	<b>TM60 TALL</b>	21'x34'	720'	Tent Fabric: 87 x 45 x 30 Roof Frame: 93 x 13 x 22 Side Arches: 93 x 25 x 5 Thermal Fly: 39 x 35 x 15	1,053 lbs	10-15 min.	5 person	2DR: DT-8340-01-691-9823 2DR: OD-8340-01-689-5996
	<b>TM75</b>	19'x42'	800'					
	<b>TM75 TALL</b>	21'x42'	882'					2DR: DT-8340-01-691-9833 2DR: OD-8340-01-692-0013
	<b>TXL40</b>	29'x16.5'	460'					2DR: DT-8340-01-691-9927 2DR: OD-8340-01-692-0023
	<b>TXL80</b>	29'x33'	808'			40 min.	5 person	2DR: DT-8340-01-691-9841 2DR: OD-8340-01-692-0043
	<b>TXL120</b>	29'x49.5'	1,210'			60 min.	5 person	2DR: DT-8340-01-691-9917 2DR: OD-8340-01-689-5983